



GOBIERNO AUTÓNOMO DESCENTRALIZADO PARROQUIAL PUERTO MURIALDO

ORELLANA - LORETO - PUERTO MURIALDO
VIA A LORETO CALLE JULIO MORA -

RUC : 2260006230001 UE: 00998054

CEDULA PRESUPUESTARIA DE GASTOS PERIODO : TRIMESTRE -- Desde : 01/10/2021 Hasta : 31/12/2021 -- ACUMULADO : del 01/01/2021 al 31/12/2021

Partida / Nombre	COMPROMETIDO			DEVENGADO			PAGADO					
	Inicial (A)	Reforma (B)	Codificado (C=A+B)	Periodo	Acumulado (D)	Saldo x Comp (E=C-D)	Periodo	Acumulado (F)	Saldo x Dev (G=D-F)	Periodo	Acumulado (H)	Saldo x Pag (I=F-H)
51.01.05 REMUNERACIONES UNIFICADAS	49,034.40	0.00	49,034.40	13,107.00	48,064.80	969.60	13,107.00	48,064.80	969.60	13,211.65	45,117.99	2,946.81
51.01 REMUNERACIONES BÁSICAS	49,034.40	0.00	49,034.40	13,107.00	48,064.80	969.60	13,107.00	48,064.80	969.60	13,211.65	45,117.99	2,946.81
51.02.03 DECIMOTERCER SUELDO	4,086.20	0.00	4,086.20	4,005.40	4,005.40	80.80	4,005.40	4,005.40	80.80	4,005.40	4,005.40	0.00
51.02.04 DECIMO CUARTO SUELDO	2,216.65	283.34	2,499.99	99.99	2,499.99	0.00	99.99	2,499.99	0.00	99.99	2,499.99	0.00
51.02 REMUNERACIONES COMPLEMENTARIAS	6,302.85	283.34	6,586.19	4,105.39	6,505.39	80.80	4,105.39	6,505.39	80.80	4,105.39	6,505.39	0.00
51.05.12 Subrogación	727.20	-659.75	67.45	0.00	0.00	67.45	0.00	0.00	67.45	0.00	0.00	0.00
51.05 REMUNERACIONES TEMPORALES	727.20	-659.75	67.45	0.00	0.00	67.45	0.00	0.00	67.45	0.00	0.00	0.00
51.06.01 APORTE PATRONAL	5,797.23	0.00	5,797.23	1,526.95	5,599.52	197.71	1,526.95	5,599.52	197.71	1,526.94	5,146.98	452.54
51.06.02 FONDO DE RESERVA	3,579.77	302.71	3,882.48	970.62	3,882.48	0.00	970.62	3,882.48	0.00	1,013.07	3,437.79	444.69
51.06 APORTES PATRONALES A LA SEGURIDAD SOCIAL	9,377.00	302.71	9,679.71	2,497.57	9,482.00	197.71	2,497.57	9,482.00	197.71	2,540.01	8,584.77	897.23
51 GASTOS EN PERSONAL	65,441.45	-73.70	65,367.75	19,709.96	64,052.19	1,315.56	19,709.96	64,052.19	1,315.56	19,857.05	60,208.15	3,844.04
53.07.02 ARRENDAMIENTO Y LICENCIAS DE USO DE PAQUETES INFORMÁTICOS	224.00	42.56	266.56	20.16	266.56	0.00	20.16	266.56	0.00	20.16	266.56	0.00
53.07.04 MANTENIMIENTO Y REPARACIÓN DE EQUIPOS Y SISTEMAS INFORMÁTICOS	300.00	-19.89	280.11	174.11	280.11	0.00	174.11	280.11	0.00	174.11	280.11	0.00
53.07 GASTOS EN INFORMÁTICA	524.00	22.67	546.67	194.27	546.67	0.00	194.27	546.67	0.00	194.27	546.67	0.00
53.08.04 MATERIALES DE OFICINA	225.34	40.63	265.97	49.11	265.97	0.00	49.11	265.97	0.00	45.19	262.05	3.92
53.08.05 MATERIALES DE ASEO	180.00	0.00	180.00	0.00	180.00	0.00	0.00	180.00	0.00	0.00	0.00	0.00
53.08 BIENES DE USO Y CONSUMO CORRIENTE	405.34	40.63	445.97	49.11	265.97	180.00	49.11	265.97	180.00	45.19	262.05	3.92
53 BIENES Y SERVICIOS DE CONSUMO	929.34	63.30	992.64	243.38	812.64	180.00	243.38	812.64	180.00	239.46	808.72	3.92
56.02.01 SECTOR PÚBLICO FINANCIERO	1,259.21	0.00	1,259.21	297.08	1,259.21	1.30	297.08	1,259.21	1.30	297.08	1,257.91	0.00
56.02 INTERESES Y OTROS CARGOS DE LA DEUDA...	1,259.21	0.00	1,259.21	297.08	1,259.21	1.30	297.08	1,259.21	1.30	297.08	1,257.91	0.00
56 GASTOS FINANCIEROS	1,259.21	0.00	1,259.21	297.08	1,259.21	1.30	297.08	1,259.21	1.30	297.08	1,257.91	0.00
57.01.02 Tasas Generales, Impuestos, Contribuciones, Permisos, Licencias y Patentes.	150.00	0.00	150.00	0.00	36.00	114.00	0.00	36.00	114.00	0.00	36.00	0.00
57.01 Impuestos, Tasas y Contribuciones	150.00	0.00	150.00	0.00	36.00	114.00	0.00	36.00	114.00	0.00	36.00	0.00
57.02.01 SEGUROS	150.00	51.68	201.68	0.00	129.21	72.47	0.00	129.21	72.47	0.00	129.21	0.00
57.02.03 COMISIONES BANCARIAS	70.00	10.40	80.40	22.45	80.40	0.00	22.45	80.40	0.00	22.45	80.40	0.00
57.02 SEGUROS, COSTOS FINANCIEROS Y OTROS GASTOS	220.00	62.08	282.08	22.45	209.61	72.47	22.45	209.61	72.47	22.45	209.61	0.00
57 OTROS GASTOS CORRIENTES	370.00	62.08	432.08	22.45	245.61	186.47	22.45	245.61	186.47	22.45	245.61	0.00
5 GASTOS CORRIENTES	68,000.00	51.68	68,051.68	20,272.87	66,368.35	1,683.33	20,272.87	66,368.35	1,683.33	20,416.04	62,520.39	3,847.96
71.01.05 GASTO EN PERSONAL APARA INVERSION	5,100.00	0.00	5,100.00	850.00	4,675.00	425.00	850.00	4,675.00	425.00	1,275.00	4,675.00	0.00
71.01.06 Salarios Unificados	36,972.00	2,202.78	39,174.78	9,168.00	34,490.27	4,684.51	9,168.00	34,490.27	4,684.51	9,059.90	31,953.41	2,536.86
71.01 REMUNERACIONES BASICAS	42,072.00	2,202.78	44,274.78	10,018.00	39,165.27	5,109.51	10,018.00	39,165.27	5,109.51	10,334.90	36,628.41	2,536.86
71.02.03 DECIMOTERCER SUELDO	3,506.00	-127.00	3,379.00	2,446.53	2,569.11	809.89	2,446.53	2,569.11	809.89	2,446.53	2,507.61	61.50
71.02.04 DECIMO CUARTO SUELDO	2,133.34	-83.13	2,050.21	99.99	1,948.84	101.37	99.99	1,948.84	101.37	99.99	1,915.51	33.33
71.02 REMUNERACIONES COMPLEMENTARIAS	5,639.34	-210.13	5,429.21	2,546.52	4,517.95	911.26	2,546.52	4,517.95	911.26	2,546.52	4,423.12	94.83
71.05.10 SERVICIOS PERSONALES POR CONTRATO	24,577.28	12,377.80	36,955.08	9,736.00	34,442.96	2,512.12	9,736.00	34,442.96	2,512.12	8,919.29	31,439.25	3,003.71
71.05 REMUNERACIONES TEMPORALES	24,577.28	12,377.80	36,955.08	9,736.00	34,442.96	2,512.12	9,736.00	34,442.96	2,512.12	8,919.29	31,439.25	3,003.71



GOBIERNO AUTONOMO DESCENTRALIZADO PARROQUIAL RURAL PUERTO MURIALDO

ORELLANA - LORETO - PUERTO MURIALDO

VIA A LORETO CALLE JULIO MORA -

RUC : 2260006230001 UE: 00998054

CEDULA PRESUPUESTARIA DE GASTOS

PERIODO : TRIMESTRE -- Desde : 01/10/2021 Hasta : 31/12/2021 -- ACUMULADO : del 01/01/2021 al 31/12/2021

Partida / Nombre	Inicial (A)	Reforma (B)	Codificado (C=A+B)	COMPROMETIDO		DEVENGADO		PAGADO		
				Periodo	Saldo x Comp (E=C-D)	Periodo	Saldo x Dev (G=D-F)	Periodo	Saldo x Pag (I=F-H)	
71.06.01 APOORTE PATRONAL	5,111.75	-186.62	4,925.13	1,212.92	4,735.13	1,212.92	4,735.13	1,262.43	4,363.79	371.34
71.06.02 FONDOS DE RESERVA	2,294.08	0.00	2,294.08	636.78	2,029.26	636.78	2,029.26	605.00	1,662.18	367.08
71.06 APORTES PATRONALES A LA SEGURIDAD SOCIAL	7,405.83	-186.62	7,219.21	1,849.70	6,764.39	1,849.70	6,764.39	1,867.43	6,025.97	738.42
71.07.04 Compensación por Desahucio	0.00	184.84	184.84	0.00	184.84	0.00	184.84	0.00	184.84	0.00
71.07 INDEMNIZACIONES	0.00	184.84	184.84	0.00	184.84	0.00	184.84	0.00	184.84	0.00
71 GASTOS EN PERSONAL PARA INVERSIÓN	79,694.45	14,368.67	94,063.12	24,150.22	85,075.41	24,150.22	85,075.41	23,668.14	78,701.59	6,373.82
73.01.04 ENERGÍA ELÉCTRICA	900.00	300.00	1,200.00	39.90	232.36	39.90	232.36	112.64	232.36	0.00
73.01.05 TELECOMUNICACIONES	1,209.36	0.00	1,209.36	220.93	1,105.06	220.93	1,105.06	219.17	1,076.14	28.92
73.01 SERVICIOS BASICOS	2,109.36	300.00	2,409.36	260.83	1,337.42	260.83	1,337.42	331.81	1,308.50	28.92
73.02.01 TRANSPORTE DE PERSONAL	0.00	480.00	480.00	0.00	480.00	0.00	480.00	0.00	477.60	2.40
73.02.02 FLETES Y MANIOBRAS	3,500.00	0.00	3,500.00	0.00	1,350.00	0.00	1,350.00	0.00	1,350.00	0.00
73.02.05 ESPECTACULOS CULTURALES Y SOCIALES	15,000.00	-2,104.80	12,895.20	0.00	6,227.20	0.00	6,227.20	0.00	6,227.20	0.00
73.02.07 Difusión, Información y Publicidad	0.00	448.00	448.00	0.00	448.00	0.00	448.00	0.00	448.00	0.00
73.02 SERVICIOS GENERALES	18,500.00	-1,176.80	17,323.20	0.00	8,505.20	0.00	8,505.20	0.00	8,502.80	2.40
73.04.04 Gastos en Maquinarias y Equipos (Instalación, Mantenimiento y Reparaciones)	20,000.00	0.00	20,000.00	8,743.36	18,911.93	8,743.36	18,911.93	7,883.99	17,921.22	990.71
73.04.05 VEHÍCULOS (MANTENIMIENTO Y REPARACIÓN)	5,000.00	0.00	5,000.00	2,084.27	4,269.73	2,084.27	4,269.73	1,388.85	3,397.86	871.87
73.04.17 Infraestructura	6,628.11	0.00	6,628.11	0.00	3,602.86	0.00	3,602.86	3,025.25	2,501.59	1,101.27
73.04.18 Mantenimiento de Áreas Verdes y Arreglo de Vías Internas	15,000.00	2,742.18	17,742.18	1,500.00	14,390.04	1,500.00	14,390.04	1,458.75	14,348.79	41.25
73.04 INSTALACIONES, MANTENIMIENTOS Y...	46,628.11	2,742.18	49,370.29	12,327.63	41,174.56	12,327.63	41,174.56	10,731.59	38,169.46	3,005.10
73.05.04 Maquinarias y Equipos (Arrendamiento)	10,080.00	8,929.92	19,009.92	6,000.00	19,009.92	6,000.00	19,009.92	6,279.23	18,884.92	125.00
73.05 ARRENDAMIENTOS DE BIENES	10,080.00	8,929.92	19,009.92	6,000.00	19,009.92	6,000.00	19,009.92	6,279.23	18,884.92	125.00
73.06.01 CONSULTORÍA, ASESORÍA E INVESTIGACIÓN ESPECIALIZADA	28,000.00	0.00	28,000.00	0.00	28,000.00	0.00	28,000.00	0.00	28,000.00	0.00
73.06.06 Honorarios por Contratos Civiles de Servicios	4,480.00	0.00	4,480.00	0.00	4,480.00	0.00	4,480.00	0.00	4,480.00	0.00
73.06 CONTRATACIONES DE ESTUDIOS E...	32,480.00	0.00	32,480.00	0.00	32,480.00	0.00	32,480.00	0.00	32,480.00	0.00
73.07.02 Arrendamiento y Licencia de Uso de Paquetes Informáticos	0.00	606.80	606.80	0.00	603.94	0.00	603.94	2.86	603.94	0.00
73.07.04 MANTENIMIENTO Y REPARACION DE EQUIPOS Y SIST. INFORMATICOS	0.00	290.00	290.00	0.00	129.46	0.00	129.46	160.54	129.46	0.00
73.07 GASTOS EN INFORMÁTICA	0.00	896.80	896.80	0.00	733.40	0.00	733.40	163.40	733.40	0.00
73.08.01 ALIMENTOS Y BEBIDAS	0.00	11,906.80	11,906.80	11,906.80	11,906.80	0.00	11,906.80	5,488.24	5,488.24	6,418.56
73.08.02 VESTUARIO, LENCERÍA, PRENDAS DE PROTECCIÓN Y ACCESORIOS PARA UNIFORMES	0.00	466.77	466.77	0.00	466.77	0.00	466.77	0.00	466.77	0.00
73.08.03 COMBUSTIBLE Y LUBRICANTES	18,000.00	5,951.50	23,951.50	8,325.40	23,392.04	8,325.40	23,392.04	8,343.45	23,392.04	0.00
73.08.04 MATERIALES DE OFICINA	600.00	702.58	1,302.58	0.00	834.39	0.00	834.39	468.19	832.67	1.72
73.08.11 MATERIALES DE CONSTRUCCIÓN, ELÉCTRICOS, PLOMERÍA Y CARPINTERÍA	0.00	294.00	294.00	0.00	294.00	0.00	294.00	0.00	294.00	0.00
73.08.13 REPUESTOS Y ACCESORIOS	20,000.00	11,901.67	31,901.67	2,692.48	26,390.86	2,692.48	26,390.86	5,510.81	26,209.64	181.22
73.08.14 SUMINISTROS PARA ACTIVIDADES AGROPECUARIAS PESCA Y CAZA	15,000.00	-6,359.66	8,640.34	3,942.30	4,261.75	3,942.30	4,261.75	4,378.59	2,842.59	1,419.16
73.08.27 Uniformes Deportivos	0.00	1,360.00	1,360.00	1,360.00	1,360.00	0.00	1,360.00	0.00	1,336.20	23.80



GOBIERNO AUTONOMO DESCENTRALIZADO PARROQUIAL RURAL PUERTO MURIALDO

ORELLANA - LORETO - PUERTO MURIALDO
VIA A LORETO CALLE JULIO MORA -

RUC : 226006230001 UE: 00998054

CEDULA PRESUPUESTARIA DE GASTOS

PERIODO : TRIMESTRE -- Desde : 01/10/2021 Hasta : 31/12/2021 -- ACUMULADO : del 01/01/2021 al 31/12/2021

Partida / Nombre	COMPROMETIDO			DEVENGADO			PAGADO		
	Inicial (A)	Reforma (B)	Codificado (C=A+B)	Periodo Acumulado (D)	Saldo x Comp (E=C-D)	Periodo Acumulado (F)	Saldo x Dev (G=D-F)	Periodo Acumulado (H)	Saldo x Pag (I=F-H)
73-08 BIENES DE USO Y CONSUMO DE INVERSIÓN	53,600.00	26,223.66	79,823.66	28,226.98	10,917.05	68,906.61	10,917.05	20,493.47	60,862.15
73.14.03 MOBILIARIOS	0.00	3,600.00	3,600.00	0.00	3,600.00	0.00	3,600.00	0.00	0.00
73-14 BIENES MUEBLES NO DEPRECIABLES	0.00	3,600.00	3,600.00	0.00	3,600.00	0.00	3,600.00	0.00	0.00
73 BIENES Y SERVICIOS PARA INVERSIÓN	163,397.47	41,515.76	204,913.23	46,815.44	65,246.12	139,667.11	65,246.12	37,965.56	128,461.23
75.01.05 Transporte y Vías	0.00	94,936.98	94,936.98	0.00	94,936.98	0.00	94,936.98	0.00	0.00
75.01.07 Construcciones y Edificaciones	3,318.77	0.00	3,318.77	0.00	3,318.77	0.00	3,318.77	0.00	3,318.77
75.01.99 OTRAS OBRAS DE INFRAESTRUCTURA	39,431.73	23,972.97	63,404.70	0.00	33,930.05	29,474.65	33,930.05	0.00	29,474.65
75.01 OBRAS DE INFRAESTRUCTURA	42,750.50	118,909.95	161,660.45	0.00	32,793.42	128,867.03	128,867.03	0.00	32,793.42
75.04.01 Líneas, Redes e Instalaciones Eléctricas	0.00	7,132.52	7,132.52	0.00	7,132.52	0.00	7,132.52	0.00	7,132.52
75.04 Obras en Líneas, Redes e Instalaciones Eléctricas y ...	0.00	7,132.52	7,132.52	0.00	7,132.52	0.00	7,132.52	0.00	7,132.52
75 OBRAS PUBLICAS	42,750.50	126,042.47	168,792.97	0.00	39,925.94	128,867.03	128,867.03	0.00	39,925.94
77.01.02 Tasas Generales, Impuestos, Contribuciones, Permisos, Licencias y Patentes	500.00	-196.58	303.42	0.00	303.42	0.00	303.42	0.00	303.42
77.01 IMPUESTOS, TASAS Y CONTRIBUCIONES	500.00	-196.58	303.42	0.00	303.42	0.00	303.42	0.00	303.42
77.02.01 SEGUROS MAQUINARIA	7,401.74	0.00	7,401.74	2,397.84	1,792.82	5,608.92	1,792.82	2,395.15	5,604.90
77.02.06 Costas Judiciales, Trámites Notariales, Legalización de Documentos y Arreglos Extrajudiciales	0.00	3,000.00	3,000.00	0.00	3,000.00	0.00	3,000.00	0.00	0.00
77.02 SEGUROS, COSTOS FINANCIEROS Y OTROS GASTOS	7,401.74	3,000.00	10,401.74	2,397.84	4,792.82	5,608.92	4,792.82	2,395.15	5,604.90
77 OTROS GASTOS DE INVERSIÓN	7,901.74	2,803.42	10,705.16	2,397.84	4,792.82	5,912.34	4,792.82	2,395.15	5,908.32
78.01.02 A ENTIDADES DESCENTRALIZADAS Y AUTONOMAS	1,500.00	-227.98	1,272.02	78.66	74.92	1,197.10	74.92	78.66	1,197.10
78.01.04 A GOBIERNOS AUTÓNOMOS DESCENTRALIZADOS	3,843.42	1,147.74	4,991.16	1,379.64	4,991.16	4,991.16	0.00	1,379.64	4,991.16
78.01 AL GOBIERNO CENTRAL	5,343.42	919.76	6,263.18	1,458.30	74.92	6,188.26	74.92	1,458.30	6,188.26
78.02.04 Transferencias o Donaciones al Sector Privado no Financiero	7,211.42	-7,211.42	0.00	0.00	0.00	0.00	0.00	0.00	0.00
78.02 Transferencias o Donaciones de Inversión al Sector...	7,211.42	-7,211.42	0.00	0.00	0.00	0.00	0.00	0.00	0.00
78 TRANSFERENCIAS PARA INVERSIÓN AL SECTOR...	12,554.84	-6,291.66	6,263.18	1,458.30	6,188.26	74.92	74.92	1,458.30	6,188.26
7 GASTOS DE INVERSIÓN	306,299.00	178,438.66	484,737.66	74,821.80	207,968.60	276,769.06	207,968.60	65,487.15	259,185.34
84.01.03 MOBILIARIOS	0.00	1,000.00	1,000.00	1,000.00	0.00	1,000.00	0.00	1,000.00	1,000.00
84.01.07 EQUIPOS, SISTEMAS Y PAQUETES INFORMÁTICOS	0.00	5,400.00	5,400.00	995.79	2,752.21	2,647.79	2,752.21	995.79	2,647.79
84.01 BIENES MUEBLES	0.00	6,400.00	6,400.00	1,995.79	2,752.21	3,647.79	2,752.21	1,995.79	3,647.79
84 BIENES DE LARGA DURACIÓN	0.00	6,400.00	6,400.00	1,995.79	2,752.21	3,647.79	2,752.21	1,995.79	3,647.79
8 GASTOS DE CAPITAL	0.00	6,400.00	6,400.00	1,995.79	2,752.21	3,647.79	2,752.21	1,995.79	3,647.79
96.02.01 AL SECTOR PÚBLICO FINANCIERO	2,358.67	1.30	2,359.97	607.39	2,359.97	2,359.97	0.00	607.39	2,359.97
96.02 AMORTIZACIÓN DEUDA INTERN	2,358.67	1.30	2,359.97	607.39	2,359.97	2,359.97	0.00	607.39	2,359.97
96 AMORTIZACIÓN DE LA DEUDA PÚBLICA	2,358.67	1.30	2,359.97	607.39	2,359.97	2,359.97	0.00	607.39	2,359.97
97.01.01 DE CUENTAS POR PAGAR	6,909.40	0.00	6,909.40	102.81	2,468.23	4,441.17	2,468.23	102.81	4,441.17
97.01 DEUDA FLOTANTE	6,909.40	0.00	6,909.40	102.81	2,468.23	4,441.17	2,468.23	102.81	4,441.17
97 PASIVO CIRCULANTE	6,909.40	0.00	6,909.40	102.81	2,468.23	4,441.17	2,468.23	102.81	4,441.17
9 APLICACIÓN DEL FINANCIAMIENTO	9,268.07	1.30	9,269.37	710.20	2,468.23	6,801.14	2,468.23	710.20	6,801.14

TOTAL DE GASTOS :

383,567.07

184,891.64

568,458.71

97,800.66

353,586.34

214,872.37

97,800.66


353,586.34


214,872.37


88,609.18


332,154.66

21,431.68


JUAN GILBERTO TAPUY TANGUILLA
PRESIDENTE GAD PRPM


JUAN GILBERTO TAPUY
PRESIDENTE GAD PRPM


PATRICIO BALLADARES
TESORERO


PATRICIO BALLADARES
SECRETARIO - TESORERO